



Fine twill lends a classic look.

- Fabric: 65/35 poly/cotton
- Structure: Structured
- Profile: Mid
- Closure: Self-fabric slide closure with buckle and grommet



front



back

HOW TO MEASURE


HATS

Measure the circumference around the head, above the eyebrow and at the widest part of the head. Divide number by 3.14 for hat size.


SIZE CHART

	OSFA
Hat Size	6 5/8- 8
Head Size	20 7/8- 25 1/8


COLOR INFORMATION




Black  
PMS NTR BLACK  
C




Khaki  
PMS 7530C




Navy  
PMS 7547C



Red  
PMS 201C



Royal  
PMS 7687C



White